

Gotta catch 'em all!™

POKÉMON POWER®

Volume 6 Jan. 1999

Collector's
Series

EXCLUSIVE!



151ST


POKÉMON
REVEALED!

DETAILS
ON HOW
TO

WIN IT

INSIDE!

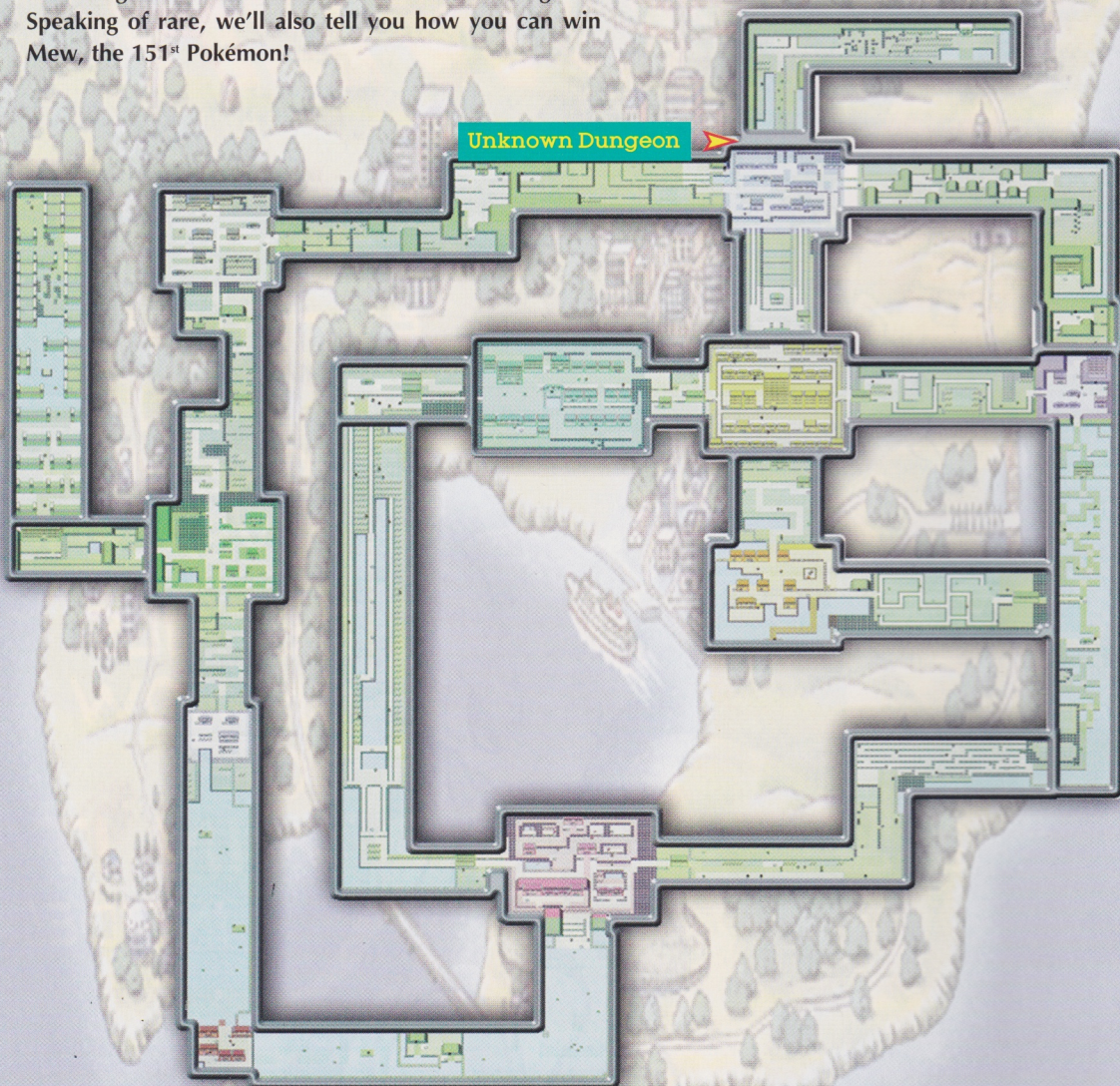




The World of Pokémon

Welcome to the final issue of Pokémon Power! Your first adventure in the world of Pokémon is coming to an end, but the fun is just beginning. This month, not only will we reveal the secret location of the menacing Mewtwo, but we'll also reveal the tricks to trading and collecting some of the rarest Pokémon in the game. Speaking of rare, we'll also tell you how you can win Mew, the 151st Pokémon!

A new Pokémon has been discovered, and it could be yours!



POKÉMON
Gotta catch 'em all!

© 1995, 1996, 1998 Nintendo/Creatures, Inc./Game Freak, Inc.

THE POKÉMON TIMES

Volume 1, Issue 6


Friday, January 1st, 1999



Marvelous Mew Revealed!

PALLET TOWN - Professor Oak, the world's foremost Pokémon expert, issued a stunning announcement today from his research lab in Pallet Town. In a press conference, the professor confirmed reports of his discovery of a 151st Pokémon, a creature he has dubbed Mew. "This is the crowning achievement of my career," the professor stated, blinking back a tear, "and I'm pleased and proud to be associated with such fine and noble creatures." When asked where trainers might go to

capture Mew for themselves, the professor remained coy. "This Pokémon is the rarest of all," he said, "and with so few specimens out there, they're going to be hard to get." While many details about Mew remain a mystery for now, Professor Oak did note that Mew is a Psychic-type Pokémon.




Professor Oak

When asked if this discovery signaled his return to active Pokémon training, Professor Oak laughed and said he would "leave all the running around to the younger generation."

No. 151		HP: 139	
ATTACK: 80		HP: 134/134	
DEFENSE: 96		STATUS: OK	
SPEED: 92		TYPE: PSYCHIC	
SPECIAL: 91		ID No: 24145	
		OT: NINTEN	

Trading Surge

GELADON CITY - Prompted by the discovery of Mew, trading on the Pokémon Exchange has been fiercer than ever, likely signaling another huge surge in Pokémon popularity. "I've never seen a bull market like this," stated one veteran trader. "All sorts of people are collecting and trading Pokémon now. It's bigger than ever!"



You may need to trade for rare Pokémon like Meowth, which is in the Blue version only.

Ash Named World's Greatest

PALLET TOWN - In other Pokémon news, the League officially recognized Ash as the World's Greatest Pokémon Trainer. Ash won the

title after defeating his long-time rival, Gary, and a host of the League's best trainers, including Blaine, Giovanni and the Elite Four.



Brock



Misty



Lt. Surge



Erika



Sabrina



Koga



Blaine






Giovanni



Gotta catch 'em all!

The Official Nintendo Player's Guide


The road to becoming the World's Greatest Pokémon Trainer is not an easy one, but the pros at Nintendo Power can help guide you every step of the way. Just pick up an Official Pokémon Player's Guide for the best tips on where and how to collect your favorite Pokémon, plus detailed maps and an in-depth Pokémon Field Guide!



Which Did You Choose?

Choice and Consequence

When Professor Oak offered you a choice between Bulbasaur, Charmander and Squirtle, you may not have realized how this decision would affect your entire game. Depending on which Pokémon you choose, you may end up using different battle strategies, and, in turn, collecting very different Pokémon. In addition, your choice not only affects which Pokémon you collect, it also affects which Pokémon Gary collects.





#1 Bulbasaur
#2 Ivysaur
#3 Venusaur
AREA Pallet Town



#4 Charmander
#5 Charmeleon
#6 Charizard
AREA Pallet Town



#7 Squirtle
#8 Wartortle
#9 Blastoise
AREA Pallet Town



Gary

Gary is the only thing between you and the title of World's Greatest Pokémon Trainer. The first half of his team consists of Pidgeot (level 61), Alakazam (level 59) and Rhydon (level 61). The second half of his team depends on which Pokémon he chose when the game began. When you challenge Gary, you probably want your Pokémon to be at level 74.

Bulbasaur
 If Gary chose Bulbasaur, the second half of his team will be Gyarados (Water-type and Flying-type), Arcanine (Fire-type) and, of course, Venusaur (Grass-type and Poison-type).

GYARADOS
LEVEL 61

ARCANINE
LEVEL 63

VENUSAUR
LEVEL 65

Charmander
 If Gary chose Charmander, the second half of his team will be Exeggutor (Grass-type and Psychic-type), Gyarados (Water-type and Flying-type) and Charizard (Fire-type and Flying-type).

EXEGGUTOR
LEVEL 61

GYARADOS
LEVEL 63

CHARIZARD
LEVEL 65

Squirtle
 If Gary chose Squirtle, the second half of his team will be Arcanine (Fire-type), Exeggutor (Grass-type and Psychic-type) and Blastoise (Water-type).

ARCANINE
LEVEL 61

EXEGGUTOR
LEVEL 63

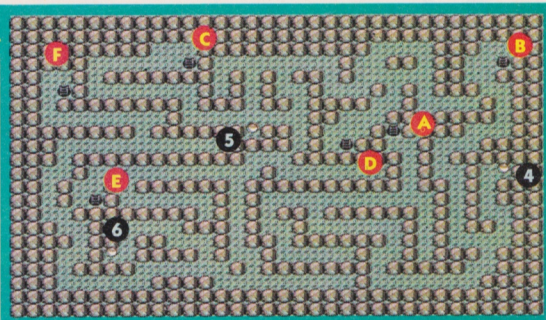
BLASTOISE
LEVEL 65

The Hunt for Mewtwo

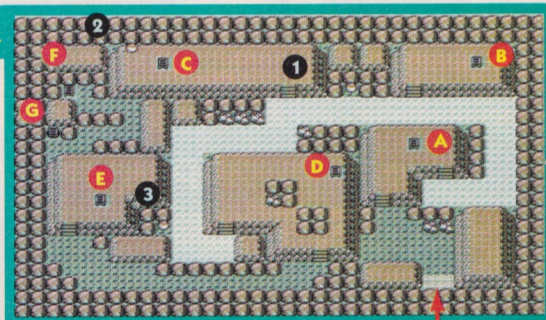
The Unknown Dungeon

As the undisputed Pokémon League champ, you must first capture Mewtwo, the Pokémon that escaped from Cinnabar Island. After you defeat Gary and watch the end scene and credits, press Start to make the main menu appear, then select Continue. You'll pick up your game where you left off. Go back to Route 24, dive into the river and swim south to find the Unknown Dungeon. Follow the ladders in the cave in order from A to G to find Mewtwo.


2nd Floor




1st Floor



ENTRANCE

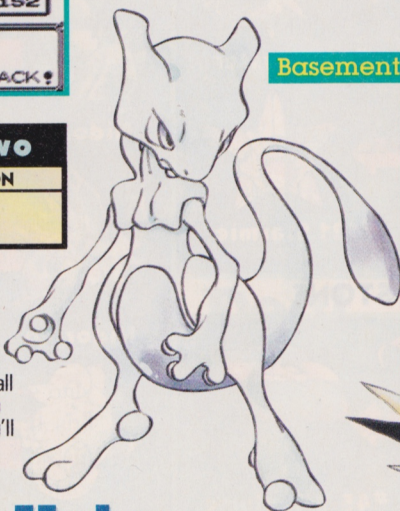


- 1 MAX ELIXIR
- 2 NUGGET
- 3 FULL RESTORE
- 4 PP UP
- 5 FULL RESTORE
- 6 ULTRA BALL
- 7 MAX REVIVE
- 8 ULTRA BALL



#150 Mewtwo	
TYPE	EVOLUTION
Psychic	None


Mewtwo is on the lowest level of the Unknown Dungeon, in the bottom-right corner. The only way guaranteed to catch him is to use the Master Ball from the president of Silph Co. If you don't have it, you'll have to do things the old-fashioned way.



Replay Value


At this point, you can continue your game and try to collect some Pokémon you missed. It may be difficult to capture some Pokémon, though. For example, if you defeated Zapdos, Articuno or Moltres instead of capturing them, they won't appear again in your current game. In that case, you may want to begin a new game. You'll have a chance to choose a different "starter" Pokémon and try different collecting strategies. You'll even be able to keep all your current Pokémon!

Basement



#145 Zapdos

AREA Power Plant



#146 Moltres

AREA Victory Road



#144 Articuno

AREA Seafoam Island

Special Stone Evolution


Precious Stones

To help you on your continuing search, we'll give you a few hints on collecting the rarer Pokémon, starting with these amazing specimens. Some Pokémon, like Eevee, evolve only when exposed to special stones. The stones can be found in Celadon City, and the chart below shows which Pokémon are affected by them.



Special Stone Evolution



FIRE STONE





MOON STONE



THUNDER STONE



WATER STONE




These Pokémon evolve instantly when exposed to the correct stone and don't have to be at a certain level.



Other Rare Pokémon

Wake-Up Call


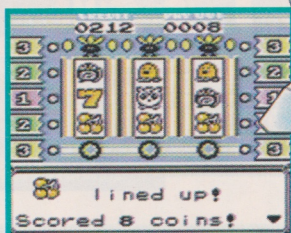
Other rare Pokémon include Snorlax, which will appear in only two spots in the game: on Route 12, south of Lavender Town, and on Route 16, just outside of Celadon City. You can use the Poké Flute to give the Snorlax a wake-up call, but be ready for a battle. Amnesia, Head Butt and Rest are its trademark abilities.



#143 Snorlax
AREA Routes 12 and 16

Taking a Chance


Porygon is available only in the Exchange Corner in Celadon City. If you have the Blue version of the game, you can buy this finely faceted specimen for the bargain price of 6,500 coins. If you have the Red version, you'll have to fork over a whopping 9,999 coins! You can win (or buy) coins at the nearby Game Corner.



#137 Porygon
AREA Celadon City

Prehistoric Pokémon

The scientists on Cinnabar Island are able to turn the Helix Fossil into Omanyte (#138), the Dome Fossil into Kabuto (#140) and the Old Amber into Aerodactyl (#142). Obtaining the Old Amber isn't a problem, but you can collect only one fossil per game, so you'll have to choose between Omanyte and Kabuto.



#142 Aerodactyl
AREA Cinnabar Island

The Art of the Deal

Of course, you're not the only Pokémon collector around, and there are some people who are eager to trade rare Pokémon for relatively common ones. If someone offers to trade, say, a Jynx for a Poliwhirl, you'd be wise to make the deal. Look for these traders in the areas noted.

Poliwhirl → **Jynx**

#124 Jynx
AREA Cerulean City

Abra → **Mr. Mime**

#122 Mr. Mime
AREA Route 2



Spearow → **Farfetch'd**

#83 Farfetch'd
AREA Vermilion City






Slowbro → **Lickitung**

#108 Lickitung
AREA Route 18

Cable Club


A Little Help From Your Friends

Of course, even if you collect all the Pokémon in your game, you'll still come up short. Some Pokémon are found only in the Red version of the game, and some are only in the Blue version. To catch 'em all, you'll have to trade for the Pokémon that you're missing. To trade, you must have two Pokémon Game Paks, two Game Boys and a Game Link Cable. Once the Game Boys are connected, visit the Cable Club in any Pokémon Center to begin the trading process.





Red Version Only!

The Pokémon on this chart can be captured in the Red version of the game only. Electabuzz and Scyther do not appear at all in the Blue version. Ekans and the others shown below may appear in duels with rival trainers in the Blue version, but you won't be able to capture them.




#125 Electabuzz

#123 Scyther




#23 Ekans

#24 Arbok



#57 Primeape

#56 Mankey



#43 Oddish

#44 Gloom

#45 Vileplume







#59 Arcanine

#58 Growlithe






Evolutionary Link

There are even Pokémon that will evolve only after they are traded. For example, no matter how much you build up Kadabra's levels, it will remain its same old self. If you trade it to another player, however, it will evolve immediately into Alakazam. The same goes for the other Pokémon shown at the right.



Blue Version Only!

The Pokémon on this chart can be captured in the Blue version of the game only. Pinsir and Magmar do not appear at all in the Red version, but Meowth and the others shown below may appear in duels with rival trainers.



Pokémon Power Exclusive!



The entire Pokémon world is being turned upside down with the stunning announcement that there is an 151st Pokémon! Its name is Mew, and it's not only the most powerful Pokémon around, it's also the rarest one of all. Here's an exclusive look at this amazing creature!


Pokémon #151

MEW

The Rarest of Them All


Though Mew is an even-tempered creature, it's also one of the most formidable Pokémon in battle. Mew doesn't have many abilities at first, but it can learn Transform, Mega Punch, Metronome and Psychic when it reaches certain experience levels. What's even more amazing is that Mew can use every Technical Machine and Hidden Machine ever created. With this unique ability, a trainer can customize Mew to suit any fighting style or battle situation. Mew is incredibly rare, but 151 lucky trainers will be chosen in a random drawing to receive this fabulous creature!

Secret Pokémon Revealed!

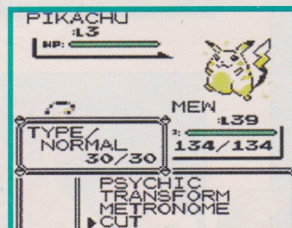


#151 Mew	
TYPE	EVOLUTION
Psychic	None

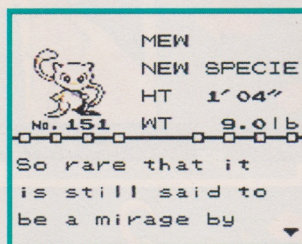
Abilities	
LEVEL	ATTACK/DEFENSE
10	Transform
20	Mega Punch
30	Metronome
40	Psychic



When Mew goes into battle against wild Pokémon, its opponents sometimes run away before Mew can strike even a single blow.

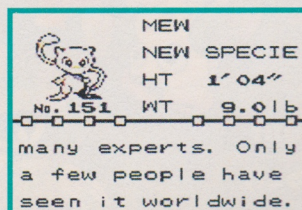


Mew is arguably the most powerful Pokémon ever discovered. It can use any Hidden Machine and Technical Machine to learn a wide variety of special abilities.



So rare that it is still said to be a mirage by

Much about Mew remains a mystery, but Pokémon experts are studying it intently. Who knows what other wondrous secrets will be uncovered?



many experts. Only a few people have seen it worldwide.

Hello again, fellow Pokémon trainers. In this final edition of Pokémon Spotlight, I would like to thank you for your helpful comments and enthusiasm for all things Pokémon. I have enjoyed your cards, letters and drawings very much, and I must congratulate you all on your artistic skill. I leave you with a few more examples of your fine artwork. Good-bye and good luck with all your Pokémon adventures!


POKÉMON SPOTLIGHT

Pokémon Profiles

#28 Sandslash



Brad Ulanaski
Merritt Island, FL
At level 27, Sandslash can learn Poison Sting. At level 36, it can gain the Swift ability. Finally, at level 47, it can add Fury Swipes to its arsenal.



#106 Hitmonlee





Franco Navarro
Miami Lakes, FL

Hitmonlee and Hitmonchan (#107) can be found in Saffron City only. If you defeat the trainer known as the Karate Master, he'll allow you to take one of these hard-hitting Pokémon as your very own.

#52 Meowth

Lisa Clark
Willow Grove, PA

Meowth can be found on Routes 5, 6, 7 and 8 in the Blue version of the game only. Walk through the tall grass in these areas to find it.





#16 Pidgey

Gary Hanna
Williamstown, NJ



#44 Gloom

James DiBattista
Ridge, NY

Ash & the Gang

Paul Reiss
Richmond Hill, ON



#93 Haunter

Mat Reich
Trumbull, CT



#25 Pikachu

Cokie Nadelmann
Aitken, MN




#113 Chansey

Sharlene Lim
Irwindale, CA

Ash & Misty

Krista Collins
Oregon City, OR



#96 Drowzee

Erik Rogers
Ann Arbor, MI



Ash & Misty

Krista Collins
Oregon City, OR

#4 Charmander

Cheyne Hessler
Boca Raton, FL




#36 Clefable

Mika Horibuchi
Mill Valley, CA

#25 Pikachu

Steve Eisenmann
Champaign, IL



#27 Sandshrew

Tokio Horibuchi
Mill Valley, CA